

5 SENSES COLORING PAGES



Grade Level: Kindergarten - Early Elementary

Subject Area: Science

Setting: Home or School

Skills: Coloring; Critical thinking

Vocabulary:
hear; see;
smell; taste; touch

Objectives:

Aid students in learning how animals use their senses.

Materials:

- coloring pages on pages 2-6

Background:

All animals have senses. Though they may not look like you or me, a bear, a frog, and a bird all have parts to their body which help them learn about their environment.

Great Smoky Mountains National Park is home to over 20,000 known different types of animals and plants. The living things of the forest and the streams need to make or find energy from the sun, the plants and sometimes from other animals. How does a raccoon find food? How does a bird make a nest? How does a deer listen for its mother in the forest? The answer to all of the questions is the same: animals use their senses to survive.

Procedure:

Use the following color sheets to help introduce animals of Great Smoky Mountains National Park to the students and to help reinforce their knowledge of their own senses.

Resources and References:

Artwork by Jessie Snow, Great Smoky Mountains National Park




Raccoon



I use my paws to _____ the
food I find and then I eat it, yum!

Bear




I use my nose to _____
all the yummy food in the forest.

Saw-whet Owl




I use my eyes to _____
the animals in the forest.

Smoky Madtom (Fish)



I use my mouth to _____
the food and water near me.

Deer



I use my big ears to _____
all the other animals in the forest.